







WASH DOWN HOSE

Exceeds IS : 444 Type 3B

													
NOMINAL I.D.		MEAN O.D.		WORKING PRESSURE			MIN. BURST PRESSURE			Packing Specs. Length in Metres		Service Temp. Range	
mm	Inch	mm	Inch	Kg/Cm ²	Mpa	psi	Kg/Cm ²	Mpa	psi	Min Lgth.	Max Lgth.	Centigrade	
10.0	3/8	18.9	0.74	28.0	2.8	400	112.0	11.2	1600	15.0	-	-30°C to+82°C	
12.5	1/2	23.0	0.91	28.0	2.8	400	112.0	11.2	1600	15.0	-		

TUBE : Modified Nitrile Rubber. Black.

REINFORCEMENT : Single Braid of High Tenacity synthetic Yarn.







COVER : Modified Nitrile Rubber. Black.

APPLICATION :

Recommended for all car washing and pressure Washer applications in Garages, Service Stations and Industries.

SUPER SPRAY HOSE

Exceeds IS : 1677 Type 4

													
NOMINAL I.D.		MEAN O.D.		WORKING PRESSURE			MIN. BURST PRESSURE			Packing Specs. Length in Metres		Service Temp. Range	
mm	Inch	mm	Inch	Kg/Cm ²	Mpa	psi	Kg/Cm ²	Mpa	psi	Min Lgth.	Max Lgth.	Centigrade	
10.0	3/8	21.0	0.83	55.0	5.5	800	165.0	16.5	2400	15.0	-	-30°C to+82°C	
12.5	1/2	24.6	0.97	55.0	5.5	800	165.0	16.5	2400	15.0	-		

TUBE : Modified Nitrile Rubber. Black.

REINFORCEMENT : Single Braid of High Tenacity synthetic Yarn.

COVER : Modified Nitrile Rubber. Black.

APPLICATION : Recommended for all car washing and pressure Washer applications in Garages, Service Stations and Industries.